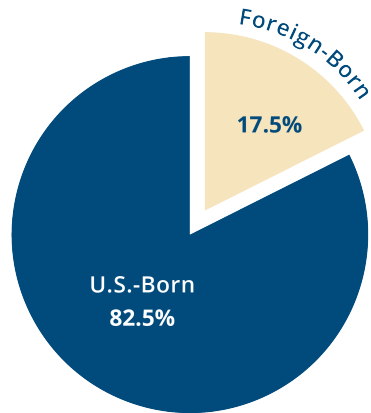


Immigrants In Massachusetts Fact Sheet*

How many immigrants are there in Massachusetts, and who are they?

There are approximately 1 million immigrants in Massachusetts.

About one in every six (17.5%) Massachusetts residents is foreign-born.



Source: U.S. Census 2022 American Community Survey 5-year Estimates

The five largest immigrant populations in Massachusetts are from:

China - 8.4% Dominican Republic - 8.2% Brazil - 7.6% India - 6.8% Haiti - 5.0%

Source: U.S. Census 2022 American Community Survey 5-year Estimates

What is the migration status of most foreign-born people in Massachusetts?

The majority (78%) of immigrants in Massachusetts have authorization. 22% are undocumented.

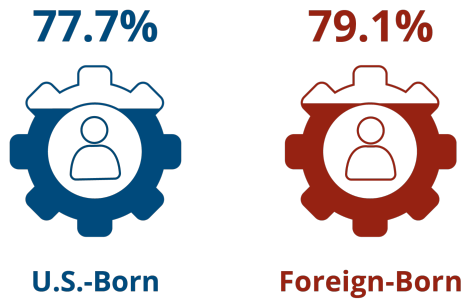
Source: Pew Research Center estimates based on augmented 2016 U.S. Census Bureau data

More than half (54.5%) of all immigrants in Massachusetts have become United States citizens.

Source: U.S. Census 2022 American Community Survey 5-year Estimates

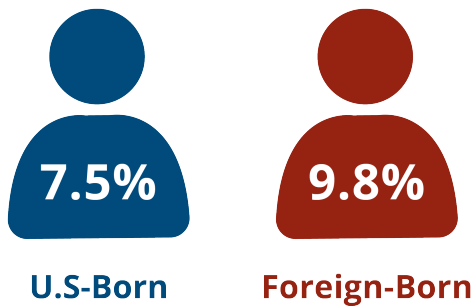
How do immigrants impact the Massachusetts workforce?

Immigrants in Massachusetts have a **79.1 percent** rate of workforce participation*.



Source: U.S. Census 2022 American Community Survey 5-year Estimates

In Massachusetts, **9.8 percent** of immigrants are self-employed.



Source: U.S. Census 2022 American Community Survey 5-year Estimates

* The workforce participation rate is calculated by dividing the number of people working and those actively seeking work by the number of non-institutionalized, working-age (16-65) civilians.

Information on this Fact Sheet from The Immigrant Learning Center, Malden MA (<https://www.ilctr.org/about-immigrants/quick-statistics/massachusetts/>)